

**LOUVERS DE VENTILACION INDUSTRIAL AERO-LUV
4" DE ESPESOR CON ALETAS FIJAS A 45°
TIPO DRENABLE**



La línea Aero-Luv del louvers estacionarios ha sido especialmente diseñada para ventilación industrial en 7 distintas dimensiones y su función principal es proteger el interior de las naves o espacios de la penetración de agua de lluvia y objetos extraños y permitiendo la entrada de aire exterior.

**Características principales
Construction features**

- El conjunto de marco y aletas fabricado en perfiles de aluminio extruido con acabado en pintura poliéster epoxica en polvo horneada color blanco altamente resistente a la corrosión.
- Accesorios Opcionales: Tela Mosquitera, malla pajarera y portafiltro para evitar la entrada de insectos, pájaros y polvo respectivamente.

**Aplicaciones
Applications**

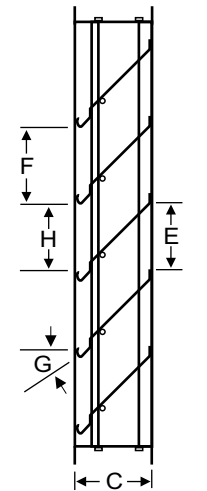
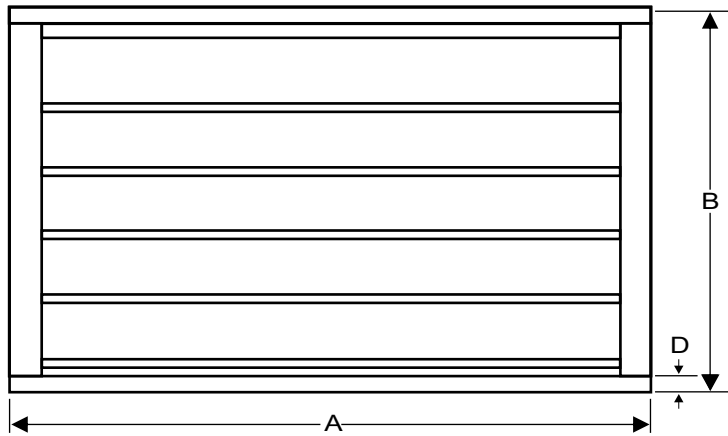
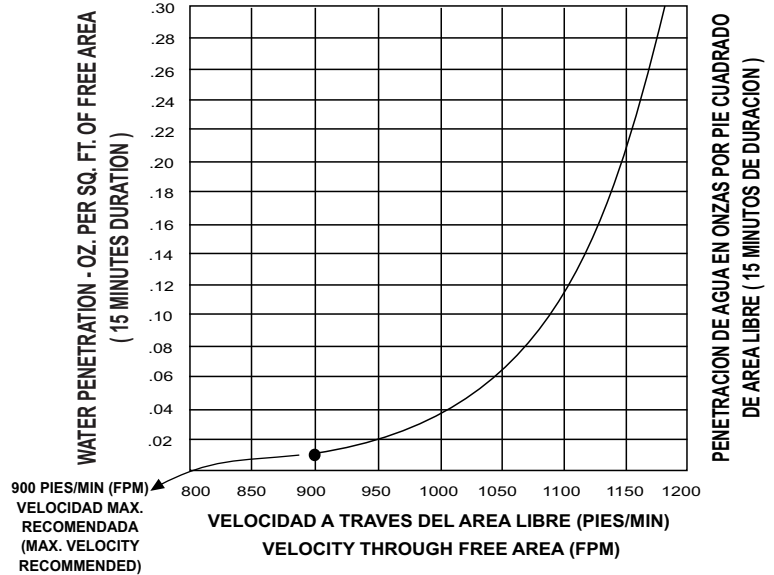
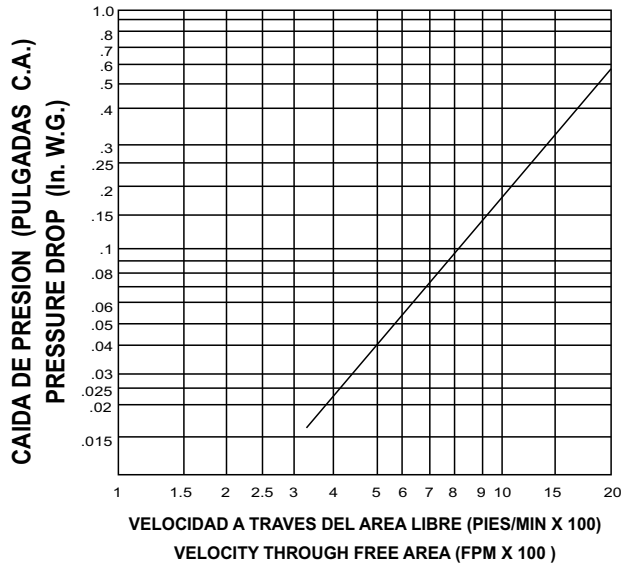
Plantas, Naves Industriales, Edificios, Centros Comerciales, Bodegas, Almacenes, etc.

ESPECIFICACIONES TECNICAS (PERFORMANCE DATA)

AREA LIBRE DEL LOUVER EN PIES CUADRADOS (FREE AREA IN Ft.²)

| | | ANCHO EN PULGADAS (WIDTH IN INCHES) | | | | | | | | | | | | | | | |
|--|----|--|------|------|------|-------|-------|-------|-------|-------|-------|-------|-------|-------|-------|-------|-------|
| | | 12 | 18 | 21 | 24 | 30 | 36 | 42 | 48 | 54 | 60 | 66 | 72 | 78 | 84 | 90 | 96 |
| ALTURA EN PULGADAS (HEIGHT IN INCHES) | 12 | .36 | .63 | .75 | .87 | 1.13 | 1.38 | 1.50 | 1.89 | 2.13 | 2.38 | 2.63 | 2.88 | 3.13 | 3.38 | 3.63 | 3.88 |
| | 18 | .54 | .89 | 1.07 | 1.24 | 1.60 | 1.95 | 2.31 | 2.35 | 3.02 | 3.37 | 3.72 | 4.08 | 4.45 | 4.79 | 5.14 | 5.49 |
| | 21 | .70 | 1.15 | 1.38 | 1.61 | 2.07 | 2.53 | 2.99 | 3.29 | 3.91 | 4.36 | 4.81 | 5.28 | 5.75 | 6.20 | 6.65 | 7.11 |
| | 24 | .85 | 1.41 | 1.69 | 1.97 | 2.54 | 3.10 | 3.66 | 4.22 | 4.79 | 5.35 | 5.91 | 6.47 | 7.04 | 7.60 | 8.16 | 8.72 |
| | 30 | 1.00 | 1.67 | 2.04 | 2.34 | 3.00 | 3.67 | 4.34 | 5.00 | 5.67 | 6.34 | 7.00 | 7.67 | 8.34 | 9.00 | 9.67 | 10.34 |
| | 36 | 1.16 | 1.93 | 2.32 | 2.70 | 3.47 | 4.24 | 5.02 | 5.79 | 6.56 | 7.33 | 8.10 | 8.87 | 9.64 | 10.41 | 11.18 | 11.95 |
| | 42 | 1.47 | 2.45 | 2.94 | 3.43 | 4.41 | 5.39 | 6.37 | 7.35 | 8.33 | 9.31 | 10.29 | 10.79 | 12.24 | 13.22 | 14.20 | 15.18 |
| | 48 | 1.63 | 2.71 | 3.26 | 3.80 | 4.88 | 5.96 | 7.05 | 8.13 | 9.21 | 10.30 | 11.38 | 12.46 | 13.55 | 14.63 | 15.71 | 17.34 |
| | 54 | 1.79 | 2.97 | 3.57 | 4.16 | 5.35 | 6.54 | 7.72 | 8.91 | 10.10 | 11.29 | 12.47 | 13.66 | 14.85 | 16.04 | 17.22 | 18.41 |
| | 60 | 2.10 | 3.49 | 4.19 | 4.89 | 6.29 | 7.68 | 9.08 | 10.47 | 11.87 | 13.27 | 14.66 | 16.06 | 17.45 | 18.85 | 20.24 | 21.64 |
| | 66 | 2.25 | 3.75 | 4.50 | 5.25 | 7.25 | 8.25 | 9.75 | 11.25 | 12.75 | 14.25 | 15.75 | 17.25 | 18.25 | 20.25 | 21.75 | 23.25 |
| | 72 | 2.57 | 4.28 | 5.13 | 5.98 | 7.69 | 9.40 | 11.11 | 12.82 | 14.53 | 16.23 | 17.94 | 19.65 | 21.36 | 23.07 | 24.78 | 26.48 |
| | 78 | 2.72 | 4.54 | 5.45 | 6.35 | 8.16 | 9.97 | 11.79 | 13.60 | 15.41 | 17.22 | 19.04 | 20.85 | 22.66 | 24.47 | 26.29 | 28.10 |
| | 84 | 2.88 | 4.80 | 5.76 | 6.71 | 8.63 | 10.55 | 12.46 | 14.38 | 16.30 | 18.21 | 20.13 | 22.05 | 23.96 | 25.88 | 27.80 | 29.71 |
| | 90 | 3.19 | 5.32 | 6.38 | 7.44 | 9.57 | 11.69 | 13.82 | 15.94 | 18.07 | 20.19 | 22.32 | 24.44 | 26.57 | 28.69 | 30.82 | 32.94 |
| | 96 | 3.35 | 5.58 | 6.70 | 7.81 | 10.04 | 12.27 | 14.49 | 16.72 | 18.95 | 21.18 | 23.41 | 25.64 | 27.84 | 30.10 | 32.53 | 34.56 |

LOUVERS DE VENTILACION INDUSTRIAL LINEA AERO-LUV 4" DE ESPESOR CON ALETAS FIJAS A 45° TIPO DRENABLE



DIMENSIONES GENERALES (DIMENSIONS)

| Modelo (Model) | PULGADAS (INCHES) | | | | | | | | No. DE ALETAS (No. OF BLADES) |
|-------------------|---------------------|----|--------|-------|-------|---|-----|-------|----------------------------------|
| | A | B | C | D | E | F | G | H | |
| LUV 21" X12" | 21 | 12 | 4 3/32 | 1 1/2 | 3 1/2 | 4 | 45° | 3 1/2 | 2 |
| LUV 30" X21" | 30 | 21 | 4 3/32 | 1 1/2 | 3 1/2 | 4 | 45° | 3 1/2 | 4 |
| LUV 36" X24" | 36 | 24 | 4 3/32 | 1 1/2 | 3 1/2 | 4 | 45° | 3 1/2 | 5 |
| LUV 42" X30" | 42 | 30 | 4 3/32 | 1 1/2 | 3 1/2 | 4 | 45° | 3 1/2 | 7 |
| LUV 48" X36" | 48 | 36 | 4 3/32 | 1 1/2 | 3 1/2 | 4 | 45° | 3 1/2 | 8 |
| LUV 54" X42" | 54 | 42 | 4 3/32 | 1 1/2 | 3 1/2 | 4 | 45° | 3 1/2 | 9 |
| LUV 60" X48" | 60 | 48 | 4 3/32 | 1 1/2 | 3 1/2 | 4 | 45° | 3 1/2 | 10 |

CONSULTAR LA PLANTA PARA LA FABRICACION CON DISTINTAS DIMENSIONES Y CARACTERISTICAS TECNICAS



www.atcfans.com
Tel. 442 1921500
ventas@atcfans.com

Carretera Estatal 431 Km 2+200
Parque Tecnológico Innovación
El Marqués, Querétaro. México. C.P. 76246



Air Technology se reserva el derecho de modificación sin previo aviso / Air Technology reserves the right to change specifications without prior notice